



HydroTap G5 BCHA60 4-in-1 Classic tap with Arc Mixer Chrome

Boiling Chilled

 **Finish:** Chrome

Product code: H51823Z00AU

Capacity: Commercial

Zip HydroTap Classic 4 in 1 Boiling, Chilled, Filtered water plus Hot and Cold washing up water from two separate taps. The system features a single under bench command centre including full colour interactive touch screen display with pin code protection and customisable settings including 2 boiling water safety modes, 3 energy saving modes including ON/OFF timers and sensor activated 'sleep when it's dark', 'Quiet' mode with automated intelligent fan speed adjustment, antimicrobial protection impregnated into key water paths for enhanced hygiene, 100% water efficient air cooled technology, and 0.2 micron water filtration. Easy to install integrated ventilation tray included.

Specifications

Product name	HydroTap G5 BCHA60 4-in-1 Classic tap with Arc Mixer Chrome
Product code	H51823Z00AU
Filtered water type	BCHA
Product approvals	WaterMark, RCM, ARC
WELS rating	5 Star, 6 litres
Warranty	5 years (appliance warranty 36 months plus additional 24 months tank warranty)
Chilling Technology	Air cooled technology making it 100% water efficient

Capacity, weight & dimensions

Number of people	41-60
Boiling cups per hour	160
Chilled cups per hour	175

Plumbing

Water supply requirements	Cold
Water connection	1/2" BSP (G1/2)
Water valves	Integrated 500kPa Pressure limiting valve and Dual Check Valve
Water pressure	Min 300kPa - Max 700kPa

Electrical

Power rating	2.1kW 220-240V 50Hz
Power supply	1 × 10 Amp socket outlet

Tap design

Tap	Zip HydroTap CLASSIC Tap (Chrome)
HydroTap style	Classic
Mixer tap style	Arc
Finish	Chrome
Disability options	no

Command centre

Dimensions	W395mm x D487mm x H333mm
------------	--------------------------

Installation

Installation requirements

1. Installation and connection of your Zip HydroTap must be carried out by a qualified person, observing national and local regulations.
2. You will require suitable mains electrical and drinking water connections, plus waste water drainage. The HydroTap must be installed to within the limits of the hose and cable lengths supplied.
3. **Discrete cabinetry cut outs are required for airflow. 40mm minimum clearance on cupboard base overhang required otherwise alternative installation options are available.**
4. Installation on most bench tops is straightforward however some stone bench tops may require a specialised cutting service.
5. Installation by Zip Professional Service can be arranged with a phone call or through www.zipwater.com/book-service-visit

Files

Installation Layout 3D (DWG)

BKL2 HydroTap G5 v1.2 01.2025 BC40 BC60

Ventilation requirements

Contact your local service provider if ventilation is not suitable

Option 1. Cupboard with 40mm min overhang

Option 2. Cupboard with less than 40mm overhang

HydroTap Tap options

Classic Plus

Classic

Elite Plus

Touch-Free Wave

100mm clearance envelope is required.

For Sink installations, install on the left-hand side of the sink for ease of access to Boiling water function.

Tap Positioning

Position the Tap to dispense into the sink. Alternatively, mount on a Front, available as an accessory.

Ø35mm hole for HydroTap tap
Ø35mm hole for mixer tap

Mains cold water isolation valve (not supplied)

Vented Mixer Tap options

Only cold water supply required

Arc Mixer Tap

Cube Mixer Tap

Classic Mixer Tap

Accessible Mixer Tap

HydroTap G5

BC40 H, BC60 H

shown with Classic Plus tap and Arc Mixer Tap (Vented)

SCALE 1:5
ALL DIMENSIONS IN MM UNLESS OTHERWISE SPECIFIED. INSTALLATION DIAGRAMS ARE FOR ILLUSTRATIVE PURPOSES ONLY. HOSES ARE NOT SHOWN TO SCALE AND CANNOT BE LENGTHENED.

Installation Layout (PDF)

BIM files

LCF

↓ ArchiCAD Swift
Globals Library
(LCF)

LCF

↓ ArchiCAD Zip Water
Library (LCF)

ZIP

↓ Revit Project File
(RFA)

RVT

↓ Revit Virtual
Showroom (RVT)

↓ Download all

Certifications



PDF

↓ ARC (PDF)

PDF

↓ Environment ISO
(PDF)

PDF

↓ Environmental
Product Declaration
Brochure (PDF)

PDF

↓ Filter performance
(PDF)

PDF

↓ Health & Safety
(PDF)

PDF

↓ HydroTap Clean
SDS (PDF)

PDF


↓ Quality ISO (PDF)

Manuals & brochures



 Brochure (PDF)




 Instruction manual (PDF)





 Quick guide (PDF)



 Tap operation label (PDF)



 User manual (PDF)

 Download all