



HydroTap G5 BCHA100 Classic All-in-One Chrome

Boiling Chilled



Finish: Chrome

Product code: H5A724Z00AU

Capacity: Commercial

Zip HydroTap Classic All-in-One Boiling, Chilled, Filtered water plus Hot and Cold washing up water from a single tap (cold water supply required). The system features a single under bench command centre including full colour interactive touch screen display with pin code protection and customisable settings including 2 boiling water safety modes, 3 energy saving modes including ON/OFF timers and sensor activated 'sleep when it's dark', 'Quiet' mode with automated intelligent fan speed adjustment, antimicrobial protection impregnated into key water paths for enhanced hygiene, 100% water efficient air cooled technology, and 0.2 micron water filtration. Easy to install integrated ventilation tray included.

Specifications

Product name	HydroTap G5 BCHA100 Classic All-in-One Chrome
Product code	H5A724Z00AU
Filtered water type	BCHA
Product approvals	WaterMark, RCM, ARC
WELS rating	5 Star, 5 litres
Warranty	5 years (appliance warranty 36 months plus additional 24 months tank warranty)
Chilling Technology	Air cooled technology making it 100% water efficient

Capacity, weight & dimensions

Number of people	61-100
Boiling cups per hour	240
Chilled cups per hour	175

Plumbing

Water supply requirements	Cold
Water connection	1/2" BSP (G1/2)
Water valves	Integrated 500kPa Pressure limiting valve and Dual Check Valve
Water pressure	Min 300kPa - Max 700kPa

Electrical

Power rating	2.1kW 220-240V 50Hz
Power supply	2 × 10 Amp socket outlets
Booster power rating	Zip HydroTap Booster 2.2kW 220-240V 50/60Hz

Tap design

Tap	Zip CLASSIC All-in-One Tap (Chrome)
------------	-------------------------------------

HydroTap style	Classic All-In-One
-----------------------	--------------------

Finish	Chrome
---------------	--------

Disability options	no
---------------------------	----

Command centre

Dimensions	W395mm x D487mm x H333mm
-------------------	--------------------------

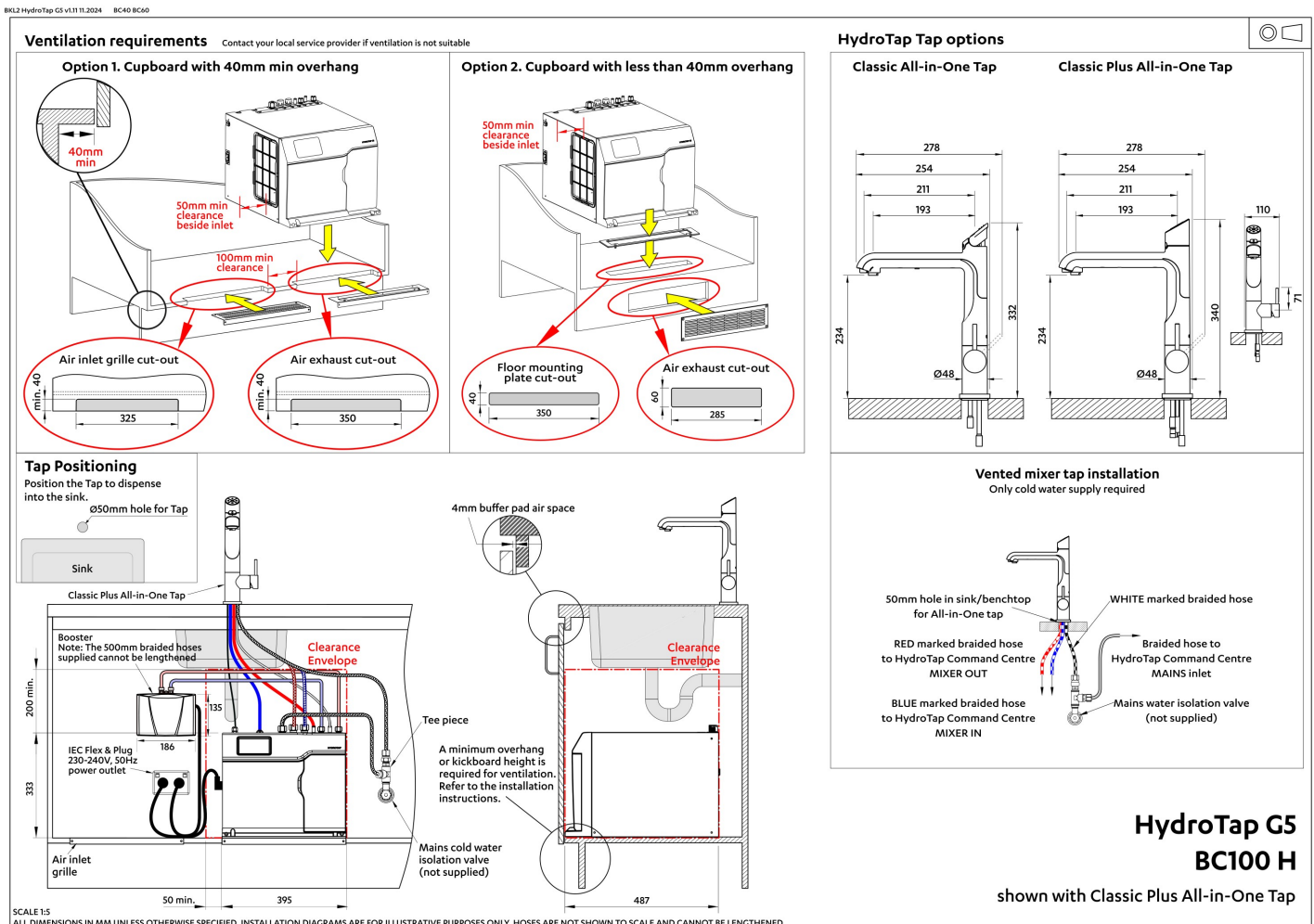
Installation

Installation requirements

1. Installation and connection of your Zip HydroTap must be carried out by a qualified person, observing national and local regulations.
2. You will require suitable mains electrical and drinking water connections, plus waste water drainage. The HydroTap must be installed to within the limits of the hose and cable lengths supplied.
3. **Discrete cabinetry cut outs are required for airflow. 40mm minimum clearance on cupboard base overhang required otherwise alternative installation options are available.**
4. Installation on most bench tops is straightforward however some stone bench tops may require a specialised cutting service.
5. Installation by Zip Professional Service can be arranged with a phone call or through www.zipwater.com/book-service-visit

Files

Installation Layout 3D (DWG)



Installation Layout (PDF)

BIM files

LCF

↓ ArchiCAD Swift
Globals Library
(LCF)

LCF

↓ ArchiCAD Zip Water
Library (LCF)

RFA

↓ Revit Project File
(RFA)

RVT

↓ Revit Virtual
Showroom (RVT)

↓ Download all

Certifications



PDF

↓ ARC (PDF)

PDF

↓ Environment ISO
(PDF)

PDF

↓ Environmental
Product Declaration
Brochure (PDF)

PDF

↓ Filter performance
(PDF)

PDF

↓ Health & Safety
(PDF)

PDF

↓ HydroTap Clean
SDS (PDF)

PDF


↓ Quality ISO (PDF)

Manuals & brochures



 Brochure (PDF)




 Instruction manual (PDF)





 Quick guide (PDF)



 Tap operation label (PDF)



 User manual (PDF)

 Download all